

APPENDIX 2
AUTOMATIC TRAFFIC AND CYCLE COUNTS

AUTOMATIC TRAFFIC AND CYCLE COUNTS

Summary data for the following continuous ATC and ACC sites relevant to Oldham is shown in this Appendix.

ATC

Data is available in 2008 for:

- Site 00480041/2 A627 Ashton Road, Bardsley
- Site 00490751/2 A669 Middleton Road, Chadderton
- Site 00490771/2 A62 Manchester Road, Werneth

ACC

Data is available in 2008 for:

- Site 10470203 A663 Broadway, Oldham (Cycle Path)

Data is unavailable in 2008 for:

- Site 10470191 A62 Manchester Road, Werneth (Cycle Lane)

For each site the following graphs and tables are given:

- A graph showing 24-hour average daily traffic flows in 2008.
- A graph showing average weekday flows in 2008 by month
- A graph showing annual average 24-hour weekday flows by year.
- Tables showing daily average flows for each direction in 2008.
- Tables showing monthly average flows for each direction in 2008.



GMTU
 SALISBURY HOUSE
 GRANBY ROW
 MANCHESTER M1 7AH


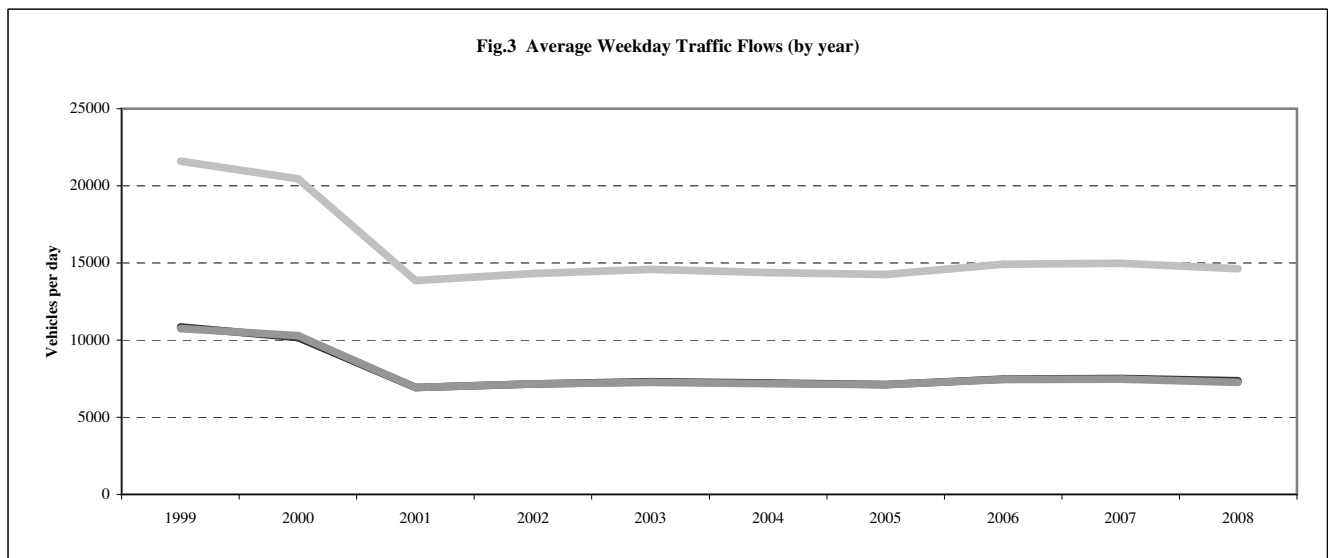
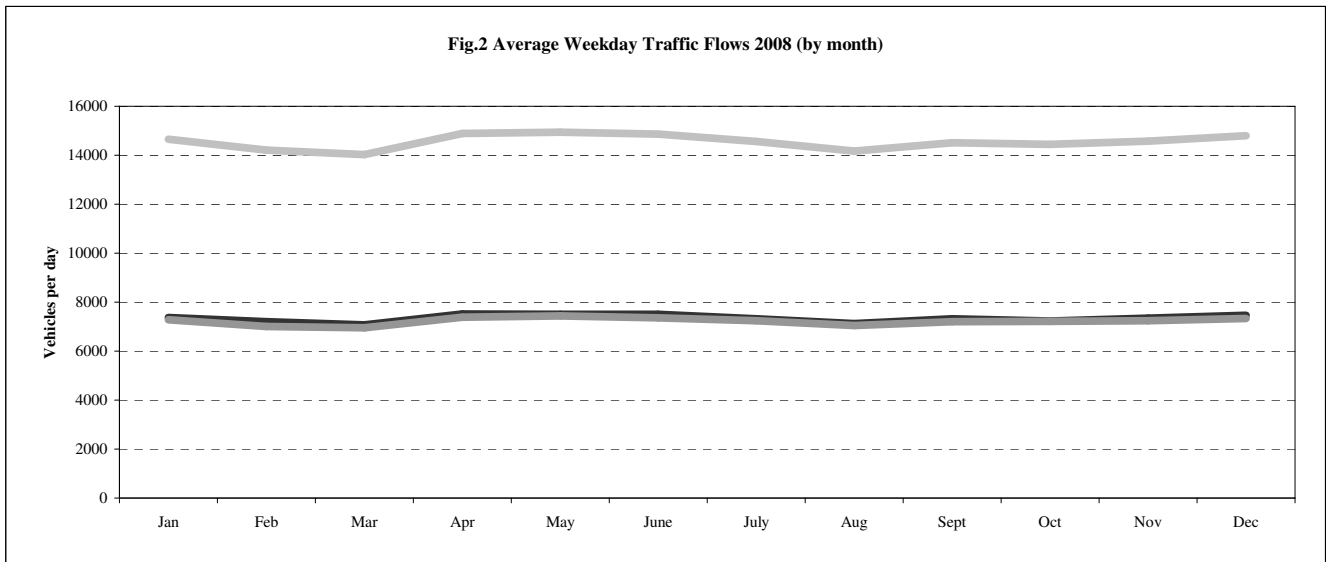
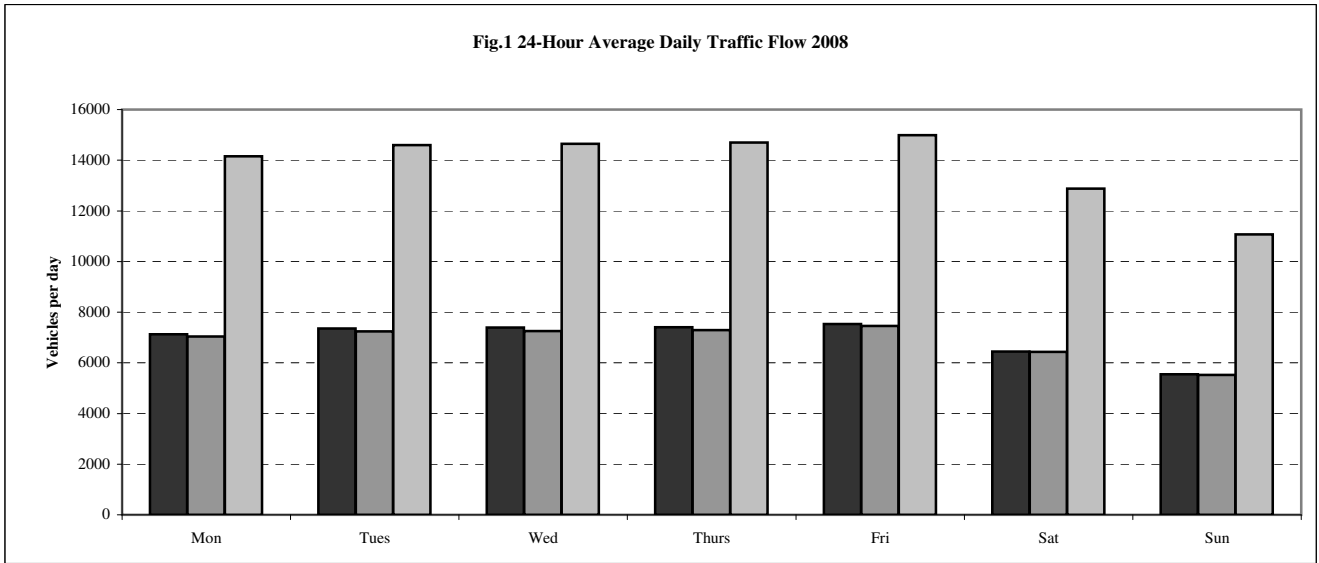
Oldham Automatic Traffic and Cycle Counter Sites

Drawn By : R. Davies

Date : 04/09/2009

GMTU Report No 1480 A2

**Greater Manchester Transportation Unit
Automatic Traffic Counter Data 2008
Site No: 00480041/2 A627 Ashton Road Bardsley Oldham**



**Greater Manchester Transportation Unit
Automatic Traffic Counter Data 2008
Site No: 00480041 A627 Ashton Road Bardsley Oldham**

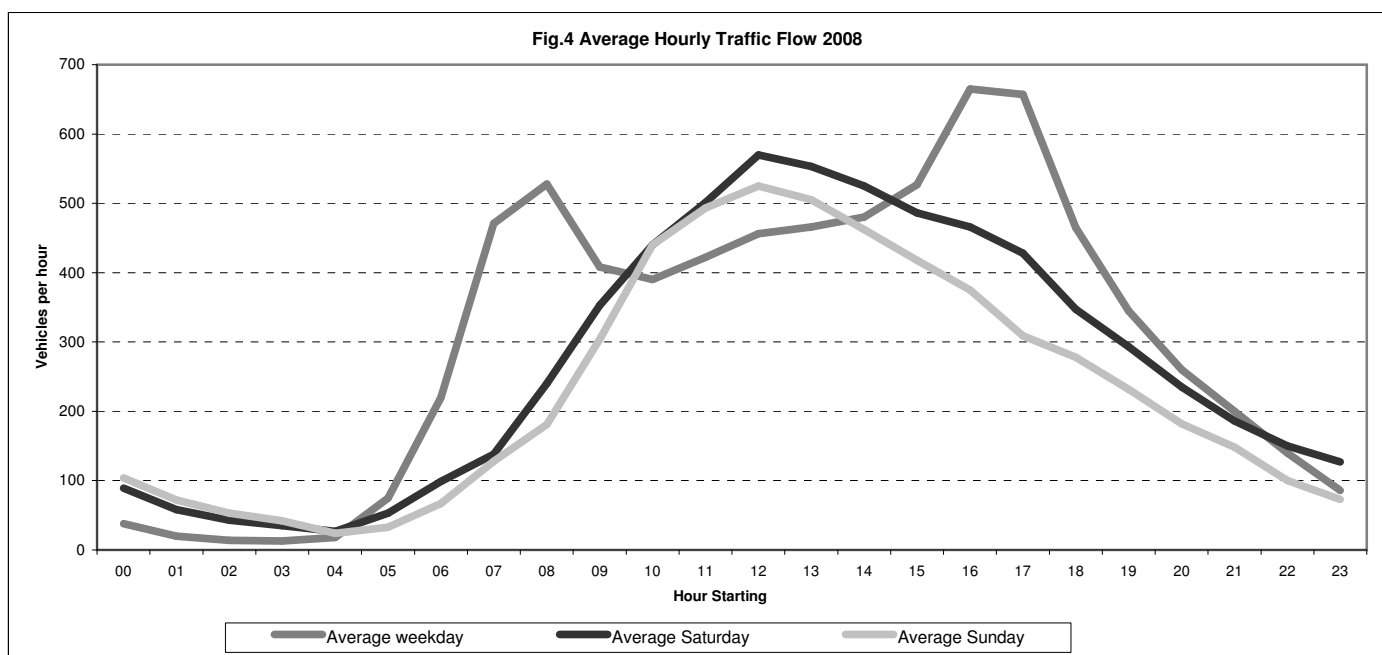
South Bound

Average vehicle flows (excluding School Holidays, Bank Holidays, roadworks etc)

| Hour starting | Mon | Tues | Wed | Thurs | Fri | Sat | Sun | 5-day | 7-day |
|----------------------|------|------|------|-------|------|------|------|-------|-------|
| 00 | 40 | 33 | 34 | 37 | 44 | 89 | 104 | 38 | 54 |
| 01 | 22 | 17 | 20 | 18 | 22 | 58 | 72 | 20 | 33 |
| 02 | 16 | 13 | 11 | 13 | 18 | 43 | 53 | 14 | 24 |
| 03 | 16 | 11 | 11 | 12 | 14 | 35 | 42 | 13 | 20 |
| 04 | 18 | 16 | 17 | 20 | 17 | 27 | 24 | 18 | 20 |
| 05 | 73 | 76 | 75 | 74 | 75 | 53 | 33 | 75 | 66 |
| 06 | 216 | 227 | 223 | 224 | 212 | 99 | 67 | 220 | 181 |
| 07 | 472 | 480 | 474 | 473 | 454 | 138 | 128 | 471 | 374 |
| 08 | 524 | 534 | 529 | 525 | 526 | 240 | 181 | 528 | 437 |
| 09 | 392 | 414 | 417 | 409 | 407 | 353 | 304 | 408 | 385 |
| 10 | 382 | 392 | 386 | 386 | 402 | 440 | 440 | 390 | 404 |
| 11 | 410 | 427 | 417 | 422 | 434 | 501 | 493 | 422 | 443 |
| 12 | 446 | 457 | 447 | 449 | 481 | 570 | 525 | 456 | 482 |
| 13 | 445 | 461 | 456 | 456 | 510 | 553 | 505 | 466 | 484 |
| 14 | 467 | 473 | 465 | 468 | 526 | 525 | 462 | 480 | 484 |
| 15 | 502 | 509 | 520 | 517 | 589 | 486 | 418 | 527 | 506 |
| 16 | 663 | 666 | 677 | 682 | 636 | 466 | 375 | 665 | 595 |
| 17 | 644 | 671 | 685 | 679 | 604 | 428 | 309 | 657 | 574 |
| 18 | 440 | 474 | 488 | 469 | 453 | 347 | 278 | 465 | 421 |
| 19 | 316 | 336 | 356 | 354 | 364 | 293 | 232 | 345 | 322 |
| 20 | 240 | 264 | 254 | 270 | 273 | 235 | 182 | 260 | 245 |
| 21 | 187 | 199 | 204 | 211 | 200 | 186 | 148 | 200 | 191 |
| 22 | 125 | 135 | 140 | 148 | 154 | 150 | 100 | 140 | 136 |
| 23 | 66 | 74 | 84 | 89 | 118 | 127 | 73 | 86 | 90 |
| TOTALS | | | | | | | | | |
| 12 hour (0700-1900) | 5787 | 5958 | 5961 | 5935 | 6022 | 5047 | 4418 | 5935 | 5589 |
| am peak (0700-1000) | 1388 | 1428 | 1420 | 1407 | 1387 | 731 | 613 | 1407 | 1196 |
| off peak (1000-1600) | 2652 | 2719 | 2691 | 2698 | 2942 | 3075 | 2843 | 2741 | 2803 |
| pm peak (1600-1900) | 1747 | 1811 | 1850 | 1830 | 1693 | 1241 | 962 | 1787 | 1590 |
| 24 hour (0000-2400) | 7122 | 7359 | 7390 | 7405 | 7533 | 6442 | 5548 | 7364 | 6971 |

Average vehicle flows (excluding School Holidays (except August), Bank Holidays, roadworks etc)

| | Jan | Feb | Mar | Apr | May | June | July | Aug | Sept | Oct | Nov | Dec |
|------------------|------|------|------|------|------|------|------|------|------|------|------|------|
| Weekdays | | | | | | | | | | | | |
| 12 hour | 6018 | 5814 | 5689 | 6055 | 6029 | 5986 | 5854 | 5687 | 5889 | 5824 | 5944 | 6026 |
| 24 hour | 7369 | 7201 | 7075 | 7510 | 7506 | 7499 | 7324 | 7123 | 7319 | 7235 | 7342 | 7468 |
| Saturdays | | | | | | | | | | | | |
| 12 hour | 4992 | 5124 | 5011 | 5180 | 5005 | 4931 | 4910 | 4700 | 5020 | 5080 | 5235 | 5024 |
| 24 hour | 6375 | 6528 | 6410 | 6583 | 6442 | 6390 | 6442 | 5995 | 6390 | 6391 | 6558 | 6414 |
| Sundays | | | | | | | | | | | | |
| 12 hour | 4205 | 4509 | 4435 | 4293 | 4557 | 4617 | 4439 | 4160 | 4583 | 4530 | 4194 | 4256 |
| 24 hour | 5307 | 5653 | 5501 | 5435 | 5710 | 5822 | 5697 | 5325 | 5759 | 5644 | 5199 | 5316 |



**Greater Manchester Transportation Unit
Automatic Traffic Counter Data 2008
Site No: 00480042 A627 Ashton Road Bardsley Oldham**

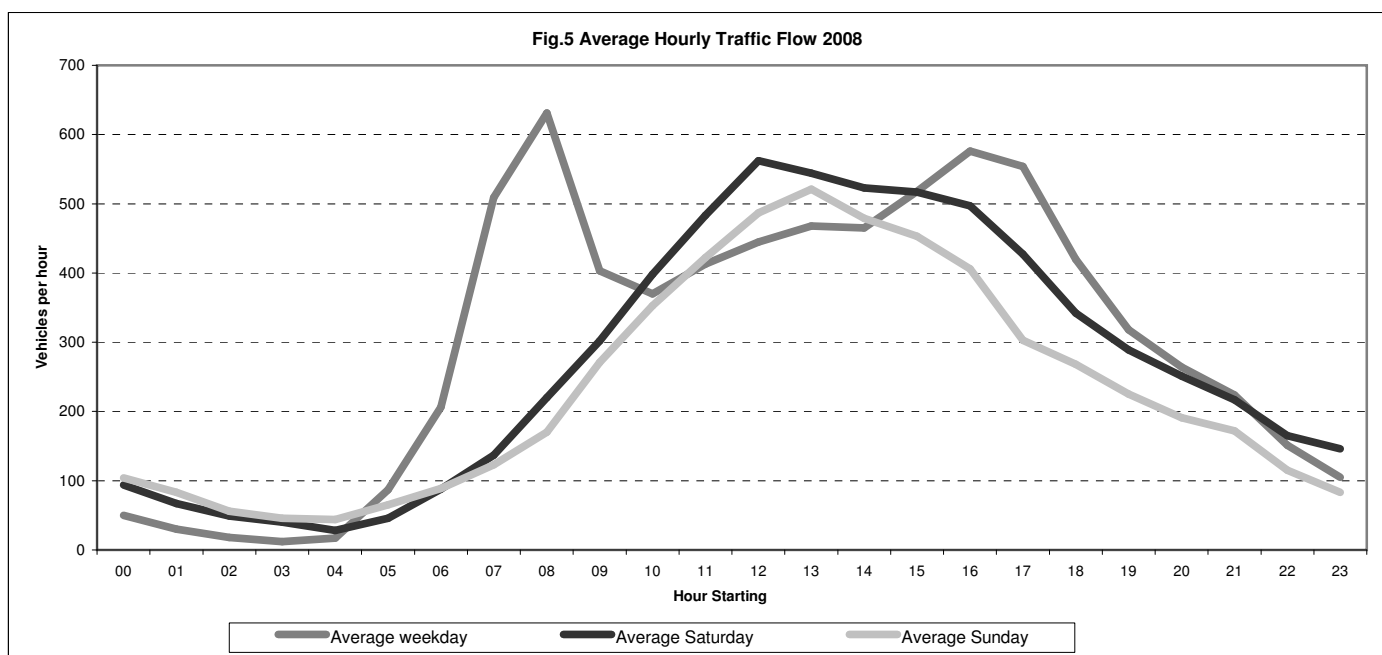
North Bound

Average vehicle flows (excluding School Holidays, Bank Holidays, roadworks etc)

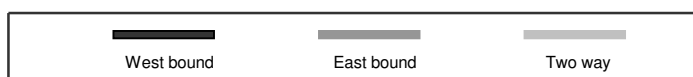
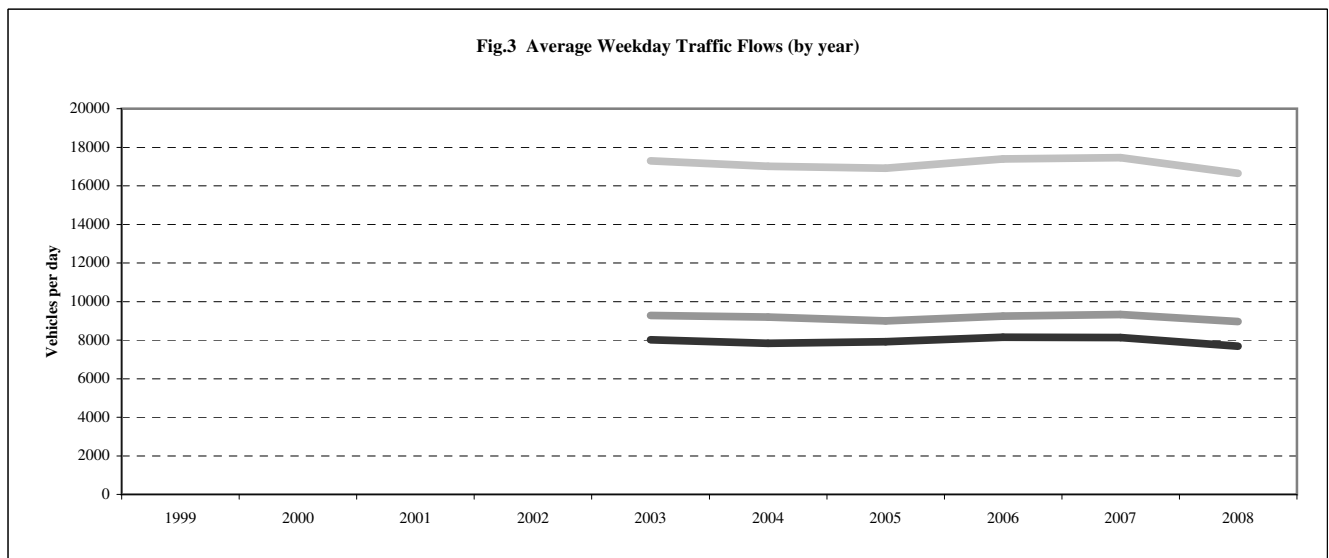
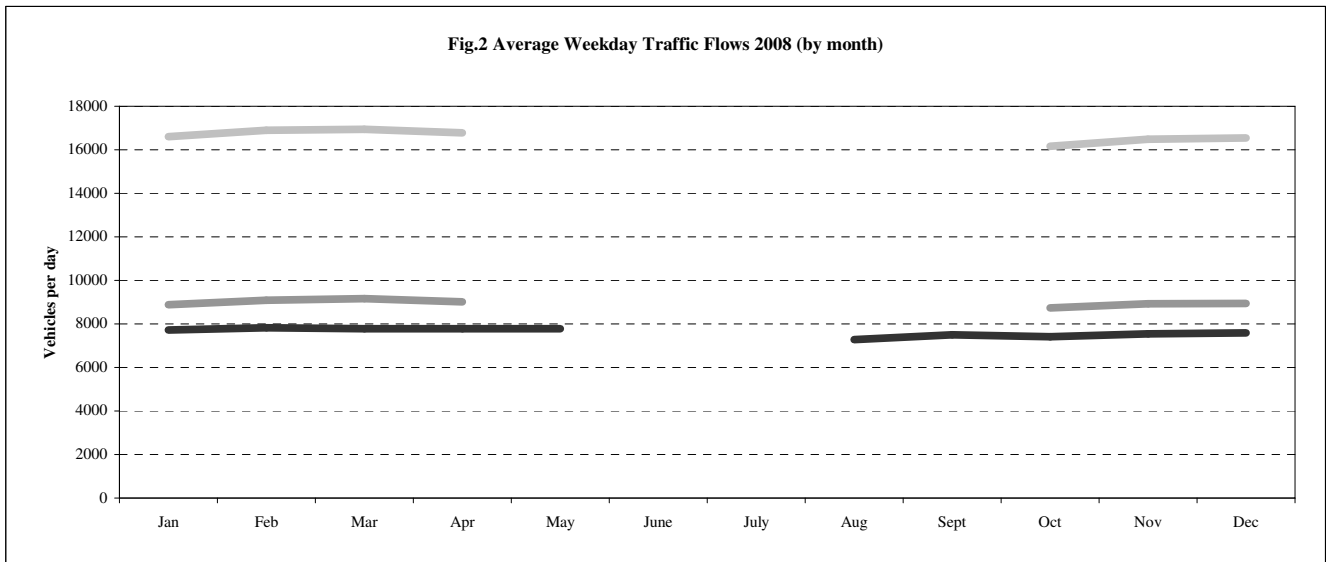
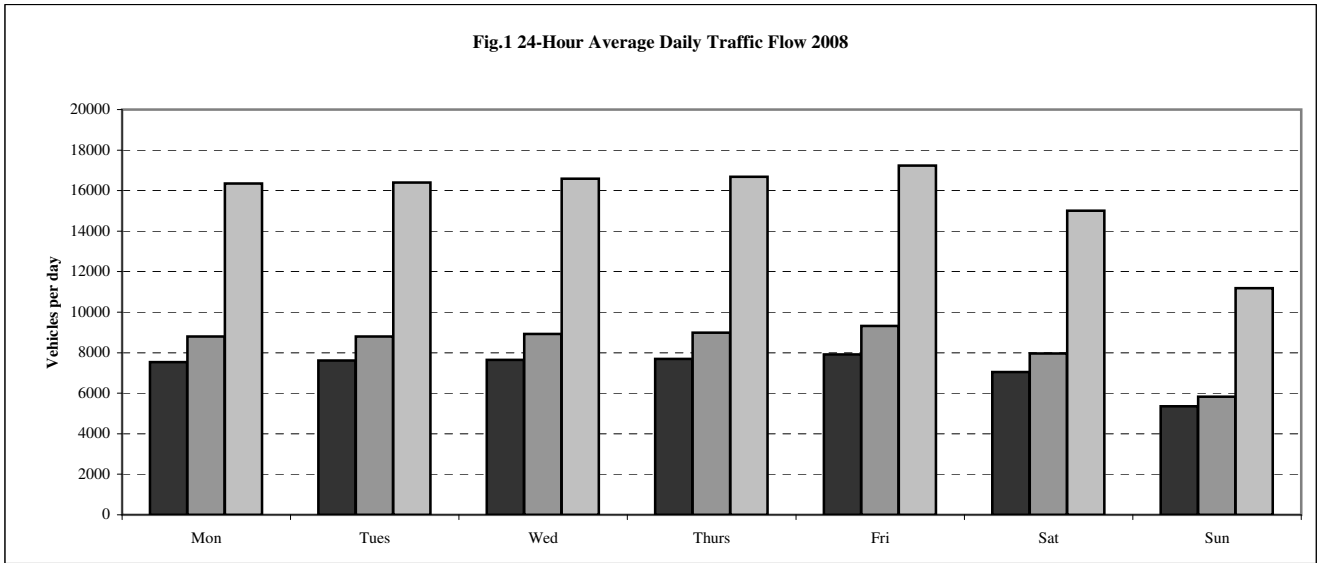
| Hour starting | Mon | Tues | Wed | Thurs | Fri | Sat | Sun | 5-day | 7-day |
|----------------------|------|------|------|-------|------|------|------|-------|-------|
| 00 | 52 | 42 | 48 | 50 | 57 | 94 | 104 | 50 | 64 |
| 01 | 34 | 27 | 28 | 29 | 33 | 67 | 83 | 30 | 43 |
| 02 | 20 | 15 | 15 | 17 | 21 | 49 | 56 | 18 | 28 |
| 03 | 14 | 10 | 10 | 11 | 16 | 40 | 46 | 12 | 21 |
| 04 | 18 | 17 | 17 | 17 | 18 | 28 | 44 | 17 | 23 |
| 05 | 92 | 90 | 84 | 88 | 83 | 46 | 65 | 87 | 78 |
| 06 | 196 | 209 | 216 | 212 | 196 | 88 | 89 | 206 | 172 |
| 07 | 506 | 527 | 520 | 512 | 482 | 137 | 123 | 509 | 401 |
| 08 | 634 | 636 | 636 | 636 | 615 | 220 | 170 | 631 | 507 |
| 09 | 398 | 403 | 403 | 405 | 408 | 302 | 271 | 403 | 370 |
| 10 | 360 | 376 | 362 | 368 | 384 | 398 | 353 | 370 | 372 |
| 11 | 403 | 414 | 403 | 420 | 427 | 483 | 422 | 413 | 425 |
| 12 | 424 | 448 | 431 | 441 | 479 | 562 | 487 | 445 | 467 |
| 13 | 444 | 460 | 451 | 460 | 523 | 544 | 521 | 468 | 486 |
| 14 | 443 | 460 | 456 | 458 | 507 | 523 | 479 | 465 | 475 |
| 15 | 500 | 513 | 506 | 512 | 557 | 517 | 453 | 518 | 508 |
| 16 | 579 | 583 | 592 | 577 | 549 | 497 | 406 | 576 | 540 |
| 17 | 563 | 576 | 580 | 552 | 498 | 427 | 303 | 554 | 500 |
| 18 | 390 | 430 | 433 | 429 | 420 | 342 | 268 | 420 | 387 |
| 19 | 288 | 305 | 311 | 326 | 358 | 289 | 225 | 318 | 300 |
| 20 | 253 | 256 | 259 | 270 | 284 | 251 | 191 | 264 | 252 |
| 21 | 206 | 217 | 235 | 236 | 225 | 217 | 172 | 224 | 215 |
| 22 | 135 | 139 | 154 | 158 | 168 | 165 | 115 | 151 | 148 |
| 23 | 82 | 89 | 102 | 103 | 149 | 146 | 83 | 105 | 108 |
| TOTALS | | | | | | | | | |
| 12 hour (0700-1900) | 5644 | 5826 | 5773 | 5770 | 5849 | 4952 | 4256 | 5772 | 5438 |
| am peak (0700-1000) | 1538 | 1566 | 1559 | 1553 | 1505 | 659 | 564 | 1543 | 1278 |
| off peak (1000-1600) | 2574 | 2671 | 2609 | 2659 | 2877 | 3027 | 2715 | 2679 | 2733 |
| pm peak (1600-1900) | 1532 | 1589 | 1605 | 1558 | 1467 | 1266 | 977 | 1550 | 1427 |
| 24 hour (0000-2400) | 7034 | 7242 | 7252 | 7287 | 7457 | 6432 | 5529 | 7254 | 6890 |

Average vehicle flows (excluding School Holidays (except August), Bank Holidays, roadworks etc)

| | Jan | Feb | Mar | Apr | May | June | July | Aug | Sept | Oct | Nov | Dec |
|------------------|------|------|------|------|------|------|------|------|------|------|------|------|
| Weekdays | | | | | | | | | | | | |
| 12 hour | 5883 | 5563 | 5510 | 5888 | 5872 | 5803 | 5710 | 5558 | 5718 | 5774 | 5772 | 5836 |
| 24 hour | 7285 | 7004 | 6953 | 7384 | 7438 | 7366 | 7237 | 7043 | 7197 | 7211 | 7237 | 7330 |
| Saturdays | | | | | | | | | | | | |
| 12 hour | 4905 | 4972 | 4960 | 5067 | 4933 | 4876 | 4772 | 4625 | 4924 | 5013 | 5117 | 4958 |
| 24 hour | 6368 | 6487 | 6454 | 6541 | 6402 | 6422 | 6415 | 5960 | 6373 | 6402 | 6498 | 6431 |
| Sundays | | | | | | | | | | | | |
| 12 hour | 4195 | 4370 | 4288 | 4143 | 4293 | 4350 | 4295 | 3940 | 4357 | 4362 | 4104 | 4047 |
| 24 hour | 5395 | 5632 | 5491 | 5408 | 5635 | 5724 | 5700 | 5324 | 5667 | 5635 | 5272 | 5256 |



Greater Manchester Transportation Unit
Automatic Traffic Counter Data 2008
 Site No: 00490751/2 A669 Middleton Road Chadderton Oldham



**Greater Manchester Transportation Unit
Automatic Traffic Counter Data 2008
Site No: 00490751 A669 Middleton Road Chadderton Oldham**

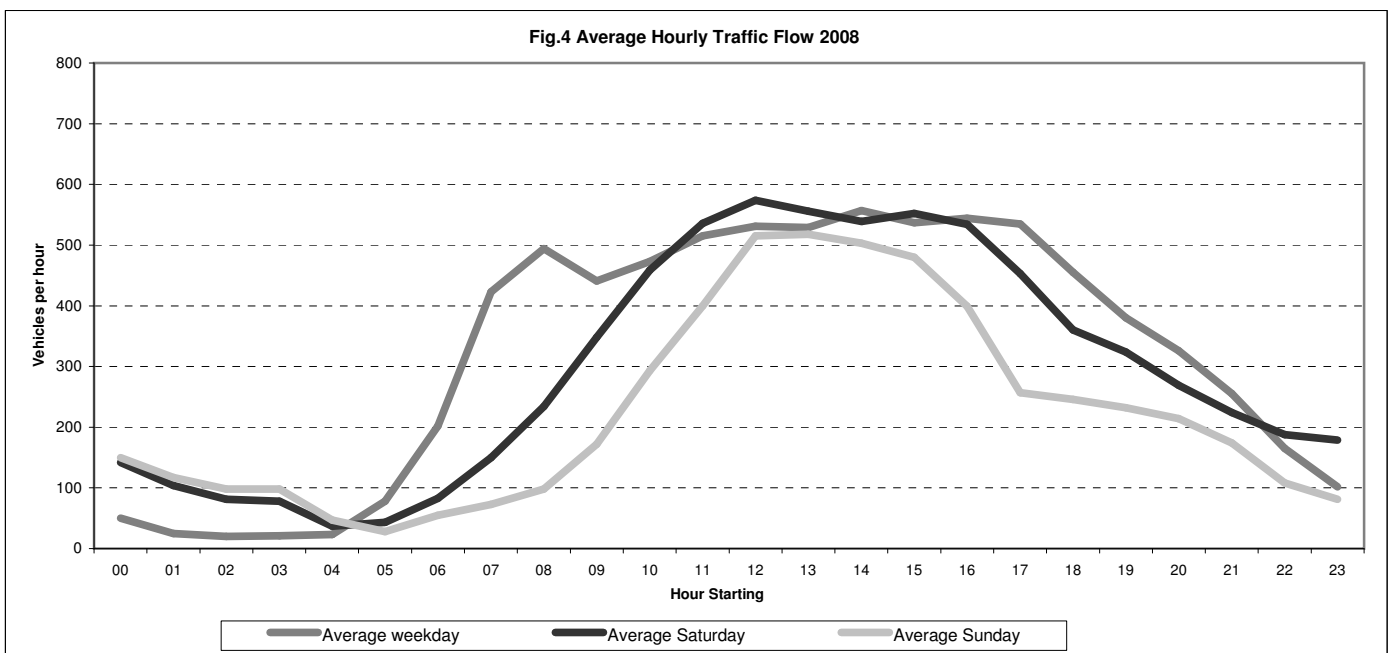
West bound

Average vehicle flows (excluding School Holidays, Bank Holidays, roadworks etc)

| Hour starting | Mon | Tues | Wed | Thurs | Fri | Sat | Sun | 5-day | 7-day |
|-----------------------------|------|------|------|-------|------|------|------|-------|-------|
| 00 | 47 | 44 | 47 | 45 | 67 | 142 | 150 | 50 | 77 |
| 01 | 27 | 20 | 23 | 23 | 34 | 104 | 117 | 25 | 50 |
| 02 | 22 | 14 | 15 | 15 | 32 | 81 | 98 | 20 | 40 |
| 03 | 21 | 18 | 16 | 16 | 33 | 78 | 98 | 21 | 40 |
| 04 | 22 | 21 | 21 | 21 | 30 | 37 | 47 | 23 | 28 |
| 05 | 77 | 79 | 76 | 81 | 76 | 43 | 28 | 78 | 66 |
| 06 | 194 | 206 | 206 | 205 | 199 | 83 | 55 | 202 | 164 |
| 07 | 424 | 425 | 435 | 423 | 406 | 150 | 73 | 423 | 334 |
| 08 | 487 | 492 | 496 | 496 | 499 | 234 | 98 | 494 | 400 |
| 09 | 441 | 442 | 434 | 443 | 447 | 348 | 172 | 441 | 390 |
| 10 | 459 | 466 | 467 | 472 | 499 | 459 | 293 | 473 | 445 |
| 11 | 506 | 507 | 516 | 509 | 538 | 536 | 400 | 515 | 502 |
| 12 | 520 | 515 | 533 | 531 | 557 | 574 | 515 | 531 | 535 |
| 13 | 516 | 523 | 544 | 519 | 545 | 556 | 518 | 529 | 532 |
| 14 | 548 | 555 | 558 | 558 | 567 | 539 | 503 | 557 | 547 |
| 15 | 539 | 546 | 544 | 544 | 513 | 552 | 480 | 537 | 531 |
| 16 | 554 | 549 | 545 | 547 | 526 | 534 | 399 | 544 | 522 |
| 17 | 538 | 540 | 550 | 510 | 538 | 453 | 257 | 535 | 484 |
| 18 | 471 | 446 | 447 | 469 | 443 | 360 | 246 | 455 | 412 |
| 19 | 364 | 381 | 370 | 386 | 398 | 324 | 232 | 380 | 351 |
| 20 | 319 | 333 | 330 | 322 | 326 | 269 | 214 | 326 | 302 |
| 21 | 233 | 256 | 248 | 275 | 262 | 224 | 174 | 255 | 239 |
| 22 | 138 | 148 | 150 | 179 | 210 | 188 | 108 | 165 | 160 |
| 23 | 74 | 81 | 83 | 100 | 174 | 179 | 81 | 102 | 110 |
| TOTALS | | | | | | | | | |
| 12 hour (0700-1900) | 6003 | 6006 | 6069 | 6021 | 6078 | 5295 | 3954 | 6034 | 5634 |
| am peak (0700-1000) | 1352 | 1359 | 1365 | 1362 | 1352 | 732 | 343 | 1358 | 1124 |
| off peak (1000-1600) | 3088 | 3112 | 3162 | 3133 | 3219 | 3216 | 2709 | 3142 | 3092 |
| pm peak (1600-1900) | 1563 | 1535 | 1542 | 1526 | 1507 | 1347 | 902 | 1534 | 1418 |
| 24 hour (0000-2400) | 7541 | 7607 | 7654 | 7689 | 7919 | 7047 | 5356 | 7681 | 7261 |

Average vehicle flows (excluding School Holidays (except August), Bank Holidays, roadworks etc)

| | Jan | Feb | Mar | Apr | May | June | July | Aug | Sept | Oct | Nov | Dec |
|------------------|------|------|------|------|------|------|------|------|------|------|------|------|
| Weekdays | | | | | | | | | | | | |
| 12 hour | 6093 | 6133 | 6110 | 6090 | 6041 | - | - | 5753 | 5946 | 5869 | 5934 | 5944 |
| 24 hour | 7725 | 7817 | 7782 | 7777 | 7784 | - | - | 7277 | 7504 | 7413 | 7547 | 7592 |
| Saturdays | | | | | | | | | | | | |
| 12 hour | 5306 | 5574 | 5404 | 5347 | 5301 | - | - | 4922 | 5166 | 5218 | 5227 | 5059 |
| 24 hour | 7040 | 7335 | 7276 | 7165 | 7084 | - | - | 6596 | 6795 | 6938 | 6905 | 6804 |
| Sundays | | | | | | | | | | | | |
| 12 hour | 3911 | 4216 | 4128 | 3936 | 3916 | - | - | 3698 | 3850 | 3944 | 3892 | 3863 |
| 24 hour | 5266 | 5677 | 5469 | 5440 | 5407 | - | - | 5081 | 5221 | 5364 | 5237 | 5238 |



**Greater Manchester Transportation Unit
Automatic Traffic Counter Data 2008
Site No: 00490752 A669 Middleton Road Chadderton Oldham**

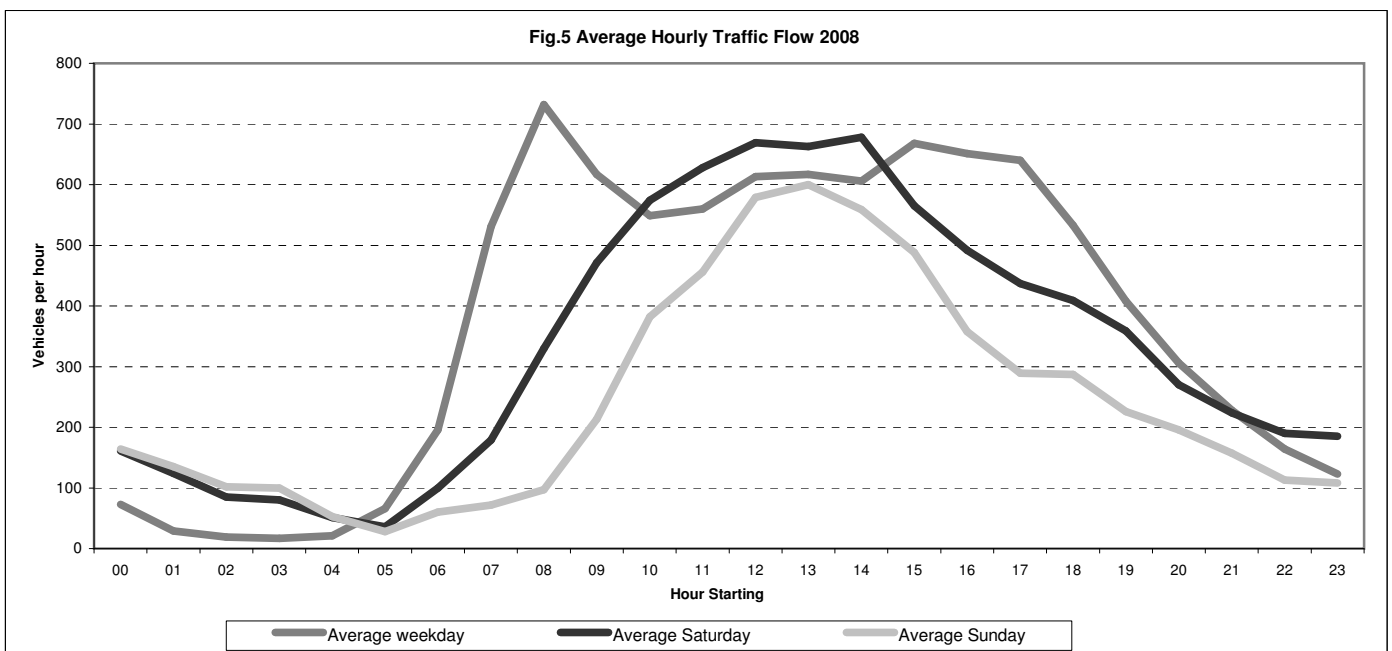
East bound

Average vehicle flows (excluding School Holidays, Bank Holidays, roadworks etc)


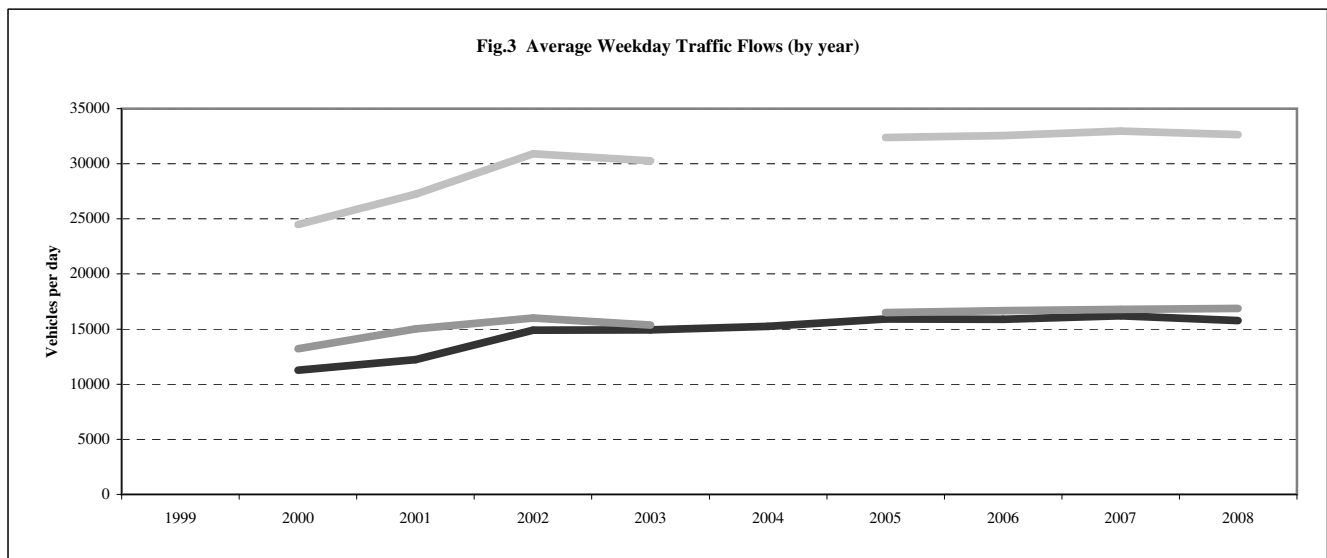
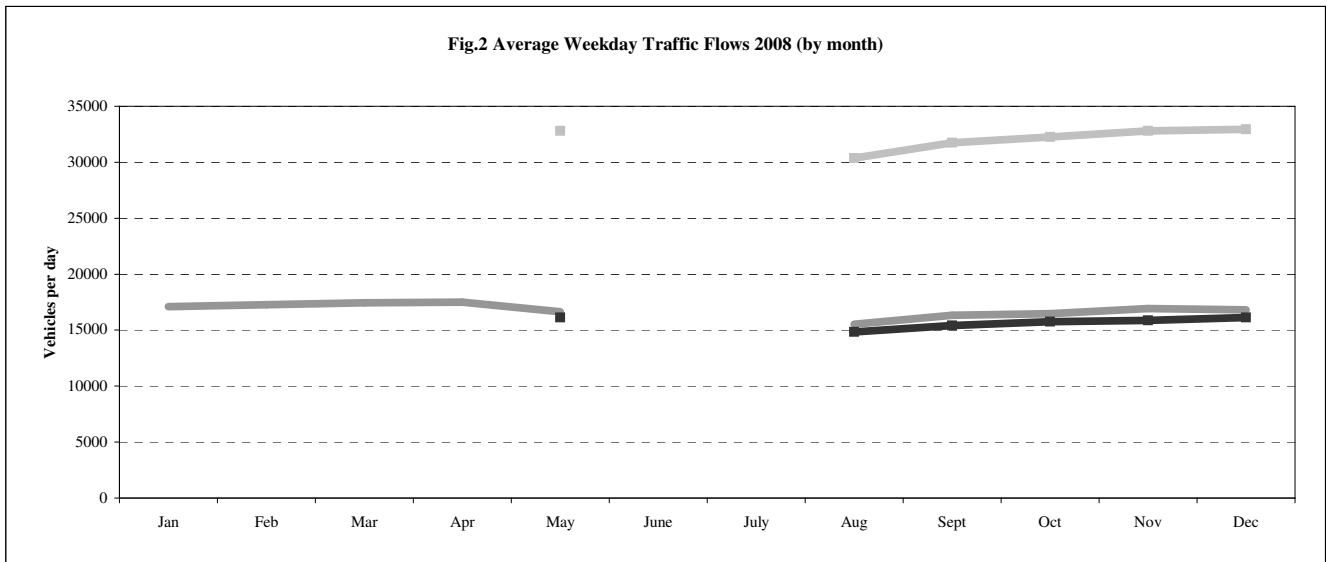
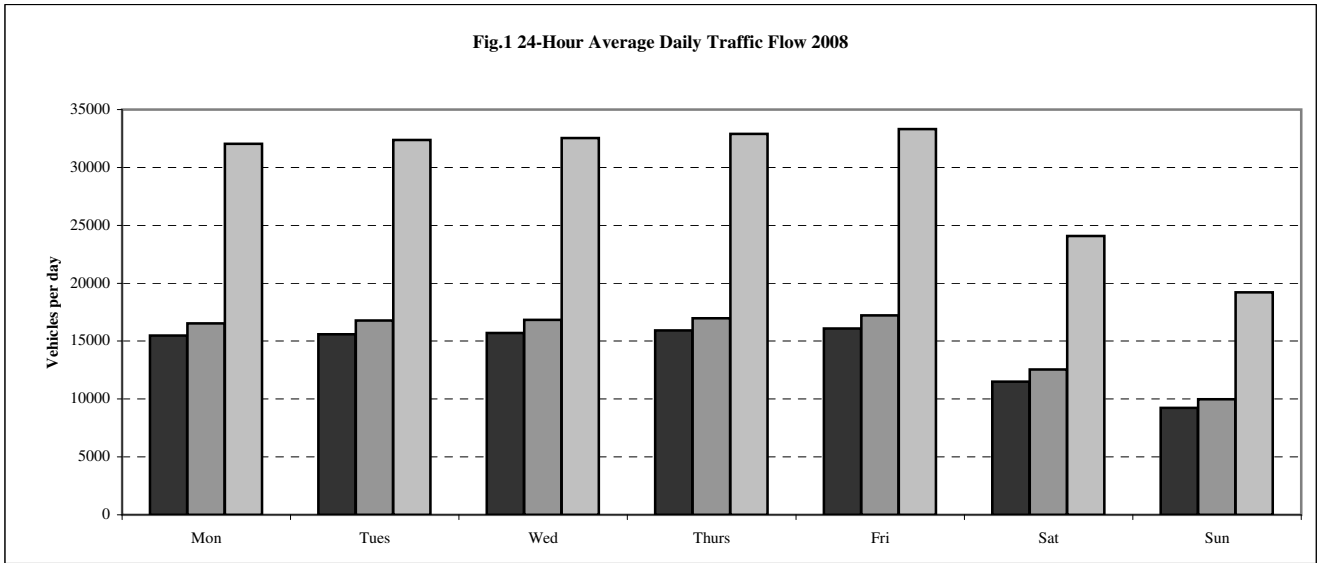
| Hour starting | Mon | Tues | Wed | Thurs | Fri | Sat | Sun | 5-day | 7-day |
|----------------------|------|------|------|-------|------|------|------|-------|-------|
| 00 | 74 | 66 | 65 | 70 | 90 | 161 | 164 | 73 | 99 |
| 01 | 34 | 22 | 26 | 27 | 38 | 124 | 135 | 29 | 58 |
| 02 | 22 | 16 | 15 | 15 | 28 | 85 | 102 | 19 | 40 |
| 03 | 16 | 14 | 12 | 14 | 28 | 80 | 100 | 17 | 38 |
| 04 | 19 | 20 | 21 | 20 | 27 | 51 | 53 | 21 | 30 |
| 05 | 61 | 67 | 65 | 67 | 70 | 36 | 28 | 66 | 56 |
| 06 | 182 | 196 | 201 | 198 | 203 | 100 | 60 | 196 | 163 |
| 07 | 521 | 531 | 535 | 535 | 531 | 179 | 72 | 531 | 415 |
| 08 | 714 | 738 | 756 | 735 | 718 | 330 | 97 | 732 | 584 |
| 09 | 613 | 601 | 624 | 604 | 644 | 471 | 213 | 617 | 539 |
| 10 | 542 | 528 | 559 | 545 | 569 | 574 | 382 | 549 | 528 |
| 11 | 554 | 548 | 554 | 557 | 589 | 628 | 456 | 560 | 555 |
| 12 | 613 | 586 | 591 | 626 | 649 | 669 | 579 | 613 | 616 |
| 13 | 620 | 595 | 608 | 599 | 665 | 663 | 600 | 617 | 621 |
| 14 | 600 | 581 | 609 | 596 | 642 | 678 | 559 | 606 | 609 |
| 15 | 666 | 656 | 669 | 661 | 688 | 565 | 488 | 668 | 628 |
| 16 | 651 | 661 | 654 | 650 | 639 | 492 | 358 | 651 | 586 |
| 17 | 645 | 662 | 670 | 633 | 590 | 437 | 289 | 640 | 561 |
| 18 | 529 | 546 | 523 | 549 | 520 | 409 | 287 | 533 | 480 |
| 19 | 397 | 404 | 392 | 431 | 417 | 359 | 226 | 408 | 375 |
| 20 | 283 | 296 | 290 | 331 | 329 | 270 | 196 | 306 | 285 |
| 21 | 207 | 215 | 223 | 242 | 251 | 224 | 157 | 228 | 217 |
| 22 | 140 | 145 | 153 | 171 | 210 | 190 | 113 | 164 | 160 |
| 23 | 102 | 102 | 112 | 119 | 178 | 185 | 108 | 123 | 129 |
| TOTALS | | | | | | | | | |
| 12 hour (0700-1900) | 7268 | 7233 | 7352 | 7290 | 7444 | 6095 | 4380 | 7317 | 6722 |
| am peak (0700-1000) | 1848 | 1870 | 1915 | 1874 | 1893 | 980 | 382 | 1880 | 1538 |
| off peak (1000-1600) | 3595 | 3494 | 3590 | 3584 | 3802 | 3777 | 3064 | 3613 | 3557 |
| pm peak (1600-1900) | 1825 | 1869 | 1847 | 1832 | 1749 | 1338 | 934 | 1824 | 1627 |
| 24 hour (0000-2400) | 8805 | 8796 | 8927 | 8995 | 9313 | 7960 | 5822 | 8967 | 8372 |

Average vehicle flows (excluding School Holidays (except August), Bank Holidays, roadworks etc)

| | Jan | Feb | Mar | Apr | May | June | July | Aug | Sept | Oct | Nov | Dec |
|------------------|------|------|------|------|-----|------|------|-----|------|------|------|------|
| Weekdays | | | | | | | | | | | | |
| 12 hour | 7300 | 7388 | 7465 | 7333 | - | - | - | - | - | 7228 | 7288 | 7265 |
| 24 hour | 8883 | 9083 | 9162 | 9008 | - | - | - | - | - | 8743 | 8933 | 8945 |
| Saturdays | | | | | | | | | | | | |
| 12 hour | 6039 | - | 6148 | 6265 | - | - | - | - | - | - | 6077 | 5978 |
| 24 hour | 7839 | - | 8160 | 8214 | - | - | - | - | - | - | 7923 | 7808 |
| Sundays | | | | | | | | | | | | |
| 12 hour | 4345 | - | 4525 | 4369 | - | - | - | - | - | - | 4342 | 4505 |
| 24 hour | 5750 | - | 5901 | 5898 | - | - | - | - | - | - | 5763 | 5962 |



**Greater Manchester Transportation Unit
Automatic Traffic Counter Data 2008
Site No: 00490771/2 A62 Manchester Road Werneth Oldham**



**Greater Manchester Transportation Unit
Automatic Traffic Counter Data 2008
Site No: 00490771 A62 Manchester Road Werneth Oldham**

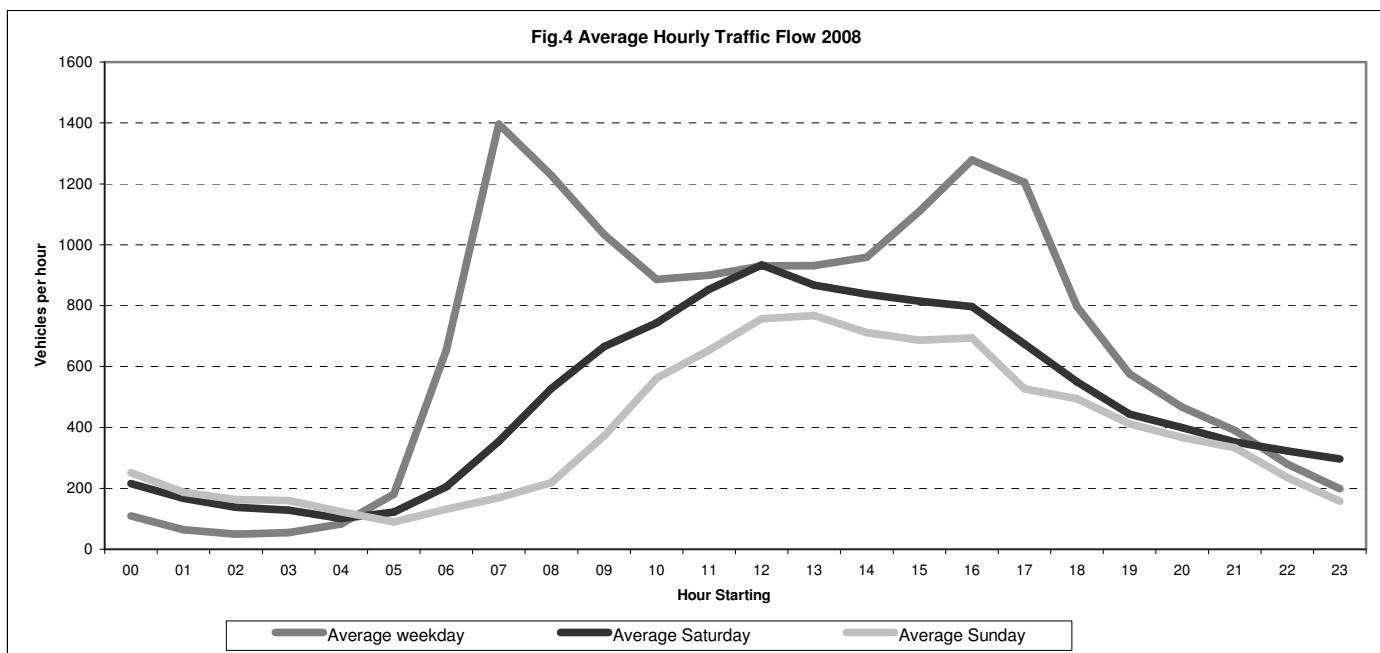
South bound

Average vehicle flows (excluding School Holidays, Bank Holidays, roadworks etc)

| Hour starting | Mon | Tues | Wed | Thurs | Fri | Sat | Sun | 5-day | 7-day |
|-----------------------------|-------|-------|-------|-------|-------|-------|------|-------|-------|
| 00 | 108 | 98 | 98 | 113 | 130 | 216 | 251 | 109 | 145 |
| 01 | 68 | 57 | 59 | 60 | 78 | 167 | 187 | 64 | 97 |
| 02 | 50 | 43 | 42 | 44 | 64 | 138 | 163 | 49 | 78 |
| 03 | 56 | 49 | 49 | 53 | 69 | 128 | 160 | 55 | 81 |
| 04 | 86 | 76 | 80 | 82 | 90 | 101 | 123 | 83 | 91 |
| 05 | 192 | 181 | 177 | 181 | 174 | 122 | 89 | 181 | 159 |
| 06 | 647 | 672 | 676 | 659 | 615 | 205 | 131 | 654 | 515 |
| 07 | 1410 | 1408 | 1405 | 1411 | 1344 | 354 | 169 | 1396 | 1072 |
| 08 | 1247 | 1219 | 1237 | 1223 | 1213 | 528 | 219 | 1228 | 984 |
| 09 | 1029 | 1028 | 1043 | 1054 | 1012 | 665 | 372 | 1033 | 886 |
| 10 | 879 | 852 | 882 | 899 | 917 | 743 | 561 | 886 | 819 |
| 11 | 881 | 885 | 895 | 896 | 942 | 854 | 654 | 900 | 858 |
| 12 | 901 | 913 | 924 | 935 | 978 | 933 | 757 | 930 | 906 |
| 13 | 907 | 899 | 909 | 925 | 1016 | 867 | 767 | 931 | 899 |
| 14 | 918 | 930 | 942 | 960 | 1046 | 838 | 712 | 959 | 907 |
| 15 | 1057 | 1079 | 1099 | 1119 | 1198 | 815 | 686 | 1110 | 1008 |
| 16 | 1269 | 1275 | 1270 | 1306 | 1268 | 797 | 694 | 1278 | 1126 |
| 17 | 1237 | 1236 | 1232 | 1224 | 1098 | 674 | 527 | 1205 | 1033 |
| 18 | 762 | 808 | 800 | 837 | 777 | 550 | 494 | 797 | 718 |
| 19 | 529 | 584 | 580 | 599 | 589 | 444 | 412 | 576 | 534 |
| 20 | 459 | 470 | 463 | 473 | 468 | 399 | 367 | 467 | 443 |
| 21 | 380 | 397 | 382 | 403 | 390 | 352 | 333 | 390 | 377 |
| 22 | 248 | 279 | 268 | 275 | 329 | 323 | 235 | 280 | 280 |
| 23 | 168 | 164 | 188 | 196 | 278 | 296 | 158 | 199 | 207 |
| TOTALS | | | | | | | | | |
| 12 hour (0700-1900) | 12497 | 12532 | 12638 | 12789 | 12809 | 8618 | 6612 | 12653 | 11216 |
| am peak (0700-1000) | 3686 | 3655 | 3685 | 3688 | 3569 | 1547 | 760 | 3657 | 2942 |
| off peak (1000-1600) | 5543 | 5558 | 5651 | 5734 | 6097 | 5050 | 4137 | 5716 | 5397 |
| pm peak (1600-1900) | 3268 | 3319 | 3302 | 3367 | 3143 | 2021 | 1715 | 3280 | 2877 |
| 24 hour (0000-2400) | 15488 | 15602 | 15700 | 15927 | 16083 | 11509 | 9221 | 15760 | 14223 |

Average vehicle flows (excluding School Holidays (except August), Bank Holidays, roadworks etc)

| | Jan | Feb | Mar | Apr | May | June | July | Aug | Sept | Oct | Nov | Dec |
|------------------|-----|-----|-----|-----|-------|------|------|-------|-------|-------|-------|-------|
| Weekdays | | | | | | | | | | | | |
| 12 hour | - | - | - | - | 12846 | - | - | 11835 | 12363 | 12725 | 12804 | 12902 |
| 24 hour | - | - | - | - | 16134 | - | - | 14850 | 15416 | 15770 | 15872 | 16136 |
| Saturdays | | | | | | | | | | | | |
| 12 hour | - | - | - | - | 8273 | - | - | 8090 | 8405 | 8598 | 8931 | 8695 |
| 24 hour | - | - | - | - | 11196 | - | - | 10980 | 11304 | 11420 | 11777 | 11679 |
| Sundays | | | | | | | | | | | | |
| 12 hour | - | - | - | - | 5931 | - | - | 6117 | 6472 | 6344 | 6881 | 6961 |
| 24 hour | - | - | - | - | 8546 | - | - | 8818 | 9064 | 8980 | 9434 | 9700 |



**Greater Manchester Transportation Unit
Automatic Traffic Counter Data 2008
Site No: 00490772 A62 Manchester Road Werneth Oldham**

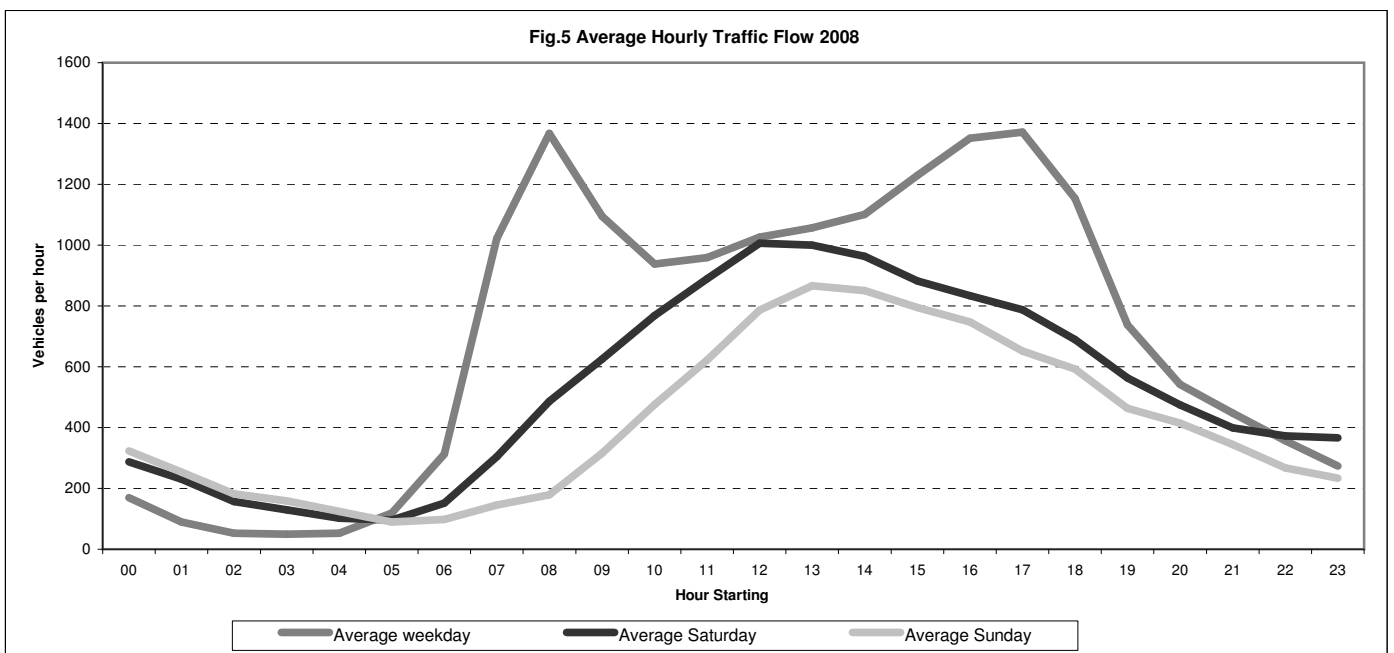
North bound

Average vehicle flows (excluding School Holidays, Bank Holidays, roadworks etc)

| Hour starting | Mon | Tues | Wed | Thurs | Fri | Sat | Sun | 5-day | 7-day |
|----------------------|-------|-------|-------|-------|-------|-------|------|-------|-------|
| 00 | 180 | 153 | 152 | 175 | 186 | 287 | 323 | 169 | 208 |
| 01 | 102 | 77 | 78 | 88 | 100 | 231 | 254 | 89 | 133 |
| 02 | 57 | 48 | 46 | 52 | 63 | 157 | 182 | 53 | 86 |
| 03 | 45 | 41 | 44 | 51 | 63 | 130 | 159 | 49 | 76 |
| 04 | 50 | 50 | 52 | 53 | 59 | 102 | 124 | 53 | 70 |
| 05 | 116 | 118 | 114 | 123 | 123 | 96 | 90 | 119 | 111 |
| 06 | 303 | 316 | 320 | 315 | 311 | 152 | 98 | 313 | 259 |
| 07 | 1026 | 1022 | 1030 | 1037 | 997 | 304 | 145 | 1022 | 794 |
| 08 | 1362 | 1382 | 1378 | 1365 | 1346 | 486 | 179 | 1367 | 1071 |
| 09 | 1082 | 1107 | 1128 | 1081 | 1078 | 625 | 316 | 1095 | 917 |
| 10 | 927 | 931 | 951 | 938 | 945 | 768 | 476 | 938 | 848 |
| 11 | 929 | 953 | 953 | 970 | 992 | 889 | 622 | 959 | 901 |
| 12 | 999 | 994 | 1010 | 1022 | 1103 | 1006 | 786 | 1026 | 989 |
| 13 | 1036 | 1036 | 1049 | 1042 | 1121 | 1000 | 866 | 1057 | 1021 |
| 14 | 1068 | 1068 | 1072 | 1100 | 1196 | 963 | 851 | 1101 | 1045 |
| 15 | 1176 | 1206 | 1199 | 1227 | 1340 | 882 | 795 | 1230 | 1118 |
| 16 | 1366 | 1355 | 1361 | 1340 | 1338 | 834 | 747 | 1352 | 1192 |
| 17 | 1406 | 1401 | 1389 | 1362 | 1303 | 787 | 652 | 1372 | 1186 |
| 18 | 1143 | 1221 | 1186 | 1170 | 1051 | 690 | 593 | 1154 | 1008 |
| 19 | 695 | 744 | 729 | 774 | 749 | 563 | 463 | 738 | 674 |
| 20 | 518 | 524 | 540 | 573 | 555 | 475 | 415 | 542 | 514 |
| 21 | 413 | 442 | 444 | 478 | 456 | 399 | 344 | 447 | 425 |
| 22 | 313 | 348 | 347 | 373 | 404 | 373 | 267 | 357 | 346 |
| 23 | 233 | 245 | 265 | 272 | 357 | 366 | 234 | 274 | 282 |
| TOTALS | | | | | | | | | |
| 12 hour (0700-1900) | 13520 | 13676 | 13706 | 13654 | 13810 | 9234 | 7028 | 13673 | 12090 |
| am peak (0700-1000) | 3470 | 3511 | 3536 | 3483 | 3421 | 1415 | 640 | 3484 | 2782 |
| off peak (1000-1600) | 6135 | 6188 | 6234 | 6299 | 6697 | 5508 | 4396 | 6311 | 5922 |
| pm peak (1600-1900) | 3915 | 3977 | 3936 | 3872 | 3692 | 2311 | 1992 | 3878 | 3386 |
| 24 hour (0000-2400) | 16545 | 16782 | 16837 | 16981 | 17236 | 12565 | 9981 | 16876 | 15274 |

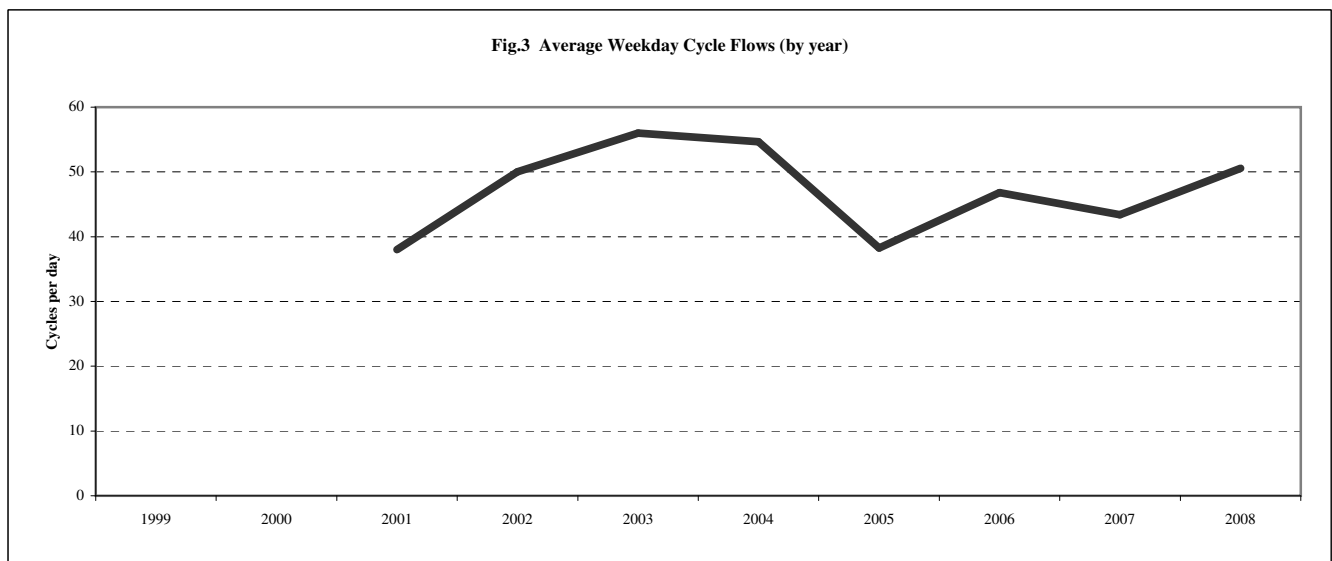
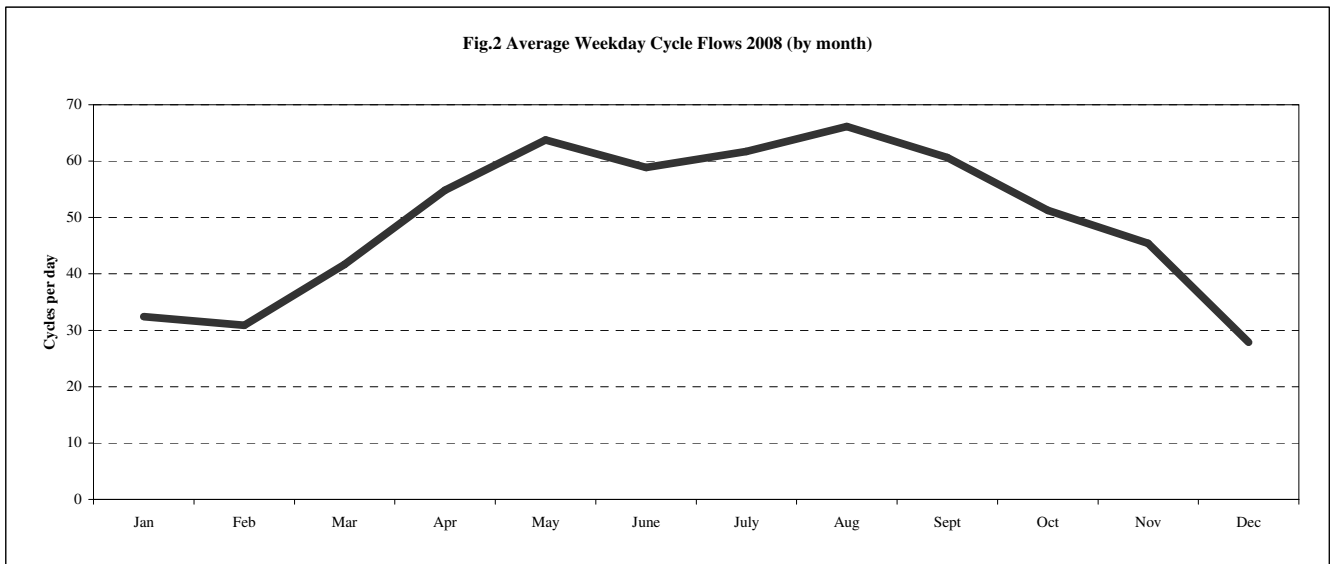
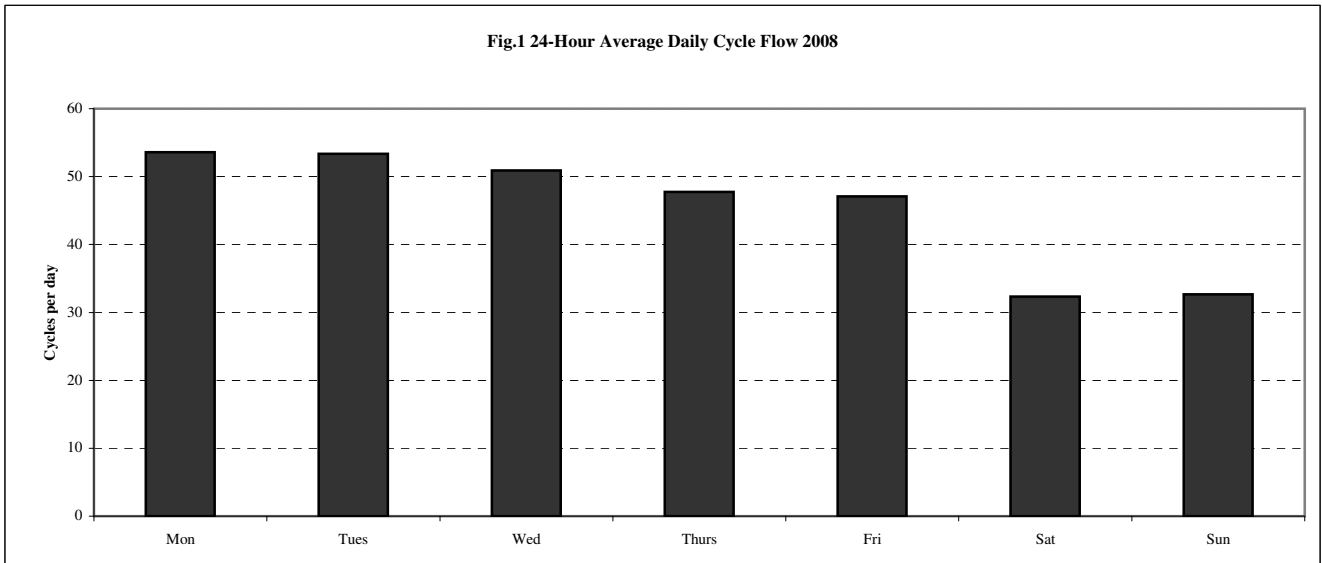
Average vehicle flows (excluding School Holidays (except August), Bank Holidays, roadworks etc)

| | Jan | Feb | Mar | Apr | May | June | July | Aug | Sept | Oct | Nov | Dec |
|------------------|-------|-------|-------|-------|-------|------|------|-------|-------|-------|-------|-------|
| Weekdays | | | | | | | | | | | | |
| 12 hour | 14011 | 14042 | 14156 | 14175 | 13369 | - | - | 12370 | 13138 | 13344 | 13677 | 13565 |
| 24 hour | 17099 | 17275 | 17439 | 17498 | 16653 | - | - | 15522 | 16339 | 16481 | 16917 | 16816 |
| Saturdays | | | | | | | | | | | | |
| 12 hour | 9250 | 9715 | 9533 | 9329 | 8762 | - | - | 8362 | 8992 | 8968 | 9442 | 9066 |
| 24 hour | 12537 | 13197 | 12836 | 12862 | 12084 | - | - | 11611 | 12270 | 12244 | 12774 | 12472 |
| Sundays | | | | | | | | | | | | |
| 12 hour | 6992 | 7629 | 7386 | 6809 | 7116 | - | - | 6578 | 7063 | 7172 | 6279 | 7189 |
| 24 hour | 9905 | 10725 | 10391 | 10073 | 10143 | - | - | 9757 | 10018 | 10230 | 10259 | 10248 |



**Greater Manchester Transportation Unit
Automatic Cycle Counter Data 2008
Site No: 10470203 A663 Broadway (cycle path) Oldham**

Bank Holidays and School Holidays included



— Both directions

Greater Manchester Transportation Unit
Automatic Cycle Counter Data 2008
Site No: 10470203 A663 Broadway (cycle path) Oldham

Both directions

Average cycle flows (Bank Holidays and School Holidays included)

| Hour starting | Mon | Tues | Wed | Thurs | Fri | Sat | Sun | 5-day | 7-day |
|----------------------|-----|------|-----|-------|-----|-----|-----|-------|-------|
| 00 | 0 | 1 | 0 | 0 | 0 | 0 | 0 | 0 | 0 |
| 01 | 0 | 0 | 0 | 0 | 0 | 0 | 0 | 0 | 0 |
| 02 | 0 | 0 | 0 | 1 | 0 | 0 | 0 | 0 | 0 |
| 03 | 1 | 0 | 0 | 0 | 0 | 0 | 0 | 0 | 0 |
| 04 | 0 | 0 | 0 | 0 | 0 | 0 | 0 | 0 | 0 |
| 05 | 1 | 1 | 1 | 1 | 1 | 0 | 0 | 1 | 1 |
| 06 | 2 | 2 | 2 | 2 | 2 | 1 | 1 | 2 | 2 |
| 07 | 4 | 5 | 5 | 4 | 4 | 2 | 1 | 4 | 4 |
| 08 | 3 | 4 | 4 | 3 | 3 | 2 | 1 | 3 | 3 |
| 09 | 2 | 2 | 2 | 2 | 2 | 2 | 2 | 2 | 2 |
| 10 | 2 | 2 | 2 | 2 | 2 | 2 | 2 | 2 | 2 |
| 11 | 2 | 3 | 3 | 2 | 3 | 2 | 2 | 3 | 2 |
| 12 | 3 | 2 | 3 | 2 | 3 | 2 | 2 | 2 | 2 |
| 13 | 3 | 3 | 3 | 3 | 3 | 2 | 3 | 3 | 3 |
| 14 | 3 | 4 | 3 | 3 | 3 | 2 | 3 | 3 | 3 |
| 15 | 3 | 4 | 4 | 3 | 4 | 2 | 3 | 3 | 3 |
| 16 | 6 | 6 | 5 | 4 | 4 | 2 | 3 | 5 | 4 |
| 17 | 6 | 6 | 5 | 5 | 5 | 3 | 2 | 5 | 4 |
| 18 | 4 | 4 | 3 | 3 | 2 | 3 | 2 | 3 | 3 |
| 19 | 3 | 3 | 3 | 3 | 2 | 2 | 2 | 3 | 2 |
| 20 | 1 | 1 | 1 | 1 | 1 | 1 | 1 | 1 | 1 |
| 21 | 1 | 1 | 1 | 1 | 1 | 1 | 1 | 1 | 1 |
| 22 | 1 | 1 | 1 | 1 | 0 | 0 | 1 | 1 | 1 |
| 23 | 2 | 1 | 1 | 1 | 0 | 0 | 1 | 1 | 1 |
| TOTALS | | | | | | | | | |
| 12 hour (0700-1900) | 42 | 43 | 41 | 37 | 38 | 26 | 26 | 40 | 36 |
| am peak (0700-1000) | 9 | 11 | 11 | 9 | 9 | 6 | 4 | 10 | 8 |
| off peak (1000-1600) | 17 | 17 | 17 | 15 | 17 | 12 | 15 | 17 | 16 |
| pm peak (1600-1900) | 16 | 15 | 13 | 12 | 11 | 7 | 7 | 14 | 12 |
| 24 hour (0000-2400) | 54 | 53 | 51 | 48 | 47 | 32 | 33 | 51 | 45 |

Average cycle flows (Bank Holidays and School Holidays included)

| | Jan | Feb | Mar | Apr | May | June | July | Aug | Sept | Oct | Nov | Dec |
|------------------|-----|-----|-----|-----|-----|------|------|-----|------|-----|-----|-----|
| Weekdays | | | | | | | | | | | | |
| 12 hour | 26 | 26 | 34 | 41 | 51 | 45 | 47 | 51 | 48 | 41 | 37 | 22 |
| 24 hour | 32 | 31 | 42 | 55 | 64 | 59 | 62 | 66 | 61 | 51 | 45 | 28 |
| Saturdays | | | | | | | | | | | | |
| 12 hour | 25 | 28 | 23 | 26 | 29 | 24 | 32 | 26 | 32 | 25 | 19 | 18 |
| 24 hour | 31 | 35 | 30 | 34 | 35 | 34 | 39 | 39 | 41 | 28 | 23 | 20 |
| Sundays | | | | | | | | | | | | |
| 12 hour | 35 | 30 | 28 | 26 | 28 | 25 | 32 | 27 | 35 | 21 | 16 | 14 |
| 24 hour | 39 | 35 | 35 | 33 | 39 | 35 | 39 | 37 | 41 | 26 | 20 | 16 |

